

WAKOL MS 260 Wood Flooring Adhesive, firm-flexible

Product Data Sheet

Description

Firm flexible, premium single component adhesive for the interior installation of

- 3/4" solid wood strip as well as wood planks up to 8" wide
- Strand-woven or engineered bamboo flooring up to 8" wide
- 1" End grain block
- Finger parquet
- Engineered wood flooring with no limitations
- WAKOL TS 102 Sound Dampening Underlayment
- WAKOL RP 104 Decoupling Sheet
- Flat laying Cork tiles with natural cork backing (minimum 1/2" thickness)
- Floating Cork planks with wood, MDF or natural cork backing if glue down installation is approved from the manufacturer

With WAKOL B5 All-In-One blade suitable as All-In-One adhesive with an integrated moisture barrier exclusively for types of wood flooring with tongue and groove to block moisture in unheated concrete slabs up to 12 lbs. /1000 sq. ft. / 24 hour (ASTM F 1869) or up to 90% rH (ASTM F 2170-02).

Special Features



- 1) based on the criteria of GEV (Association for Emission-controlled Laying Materials), classified as EMICODE EC1 PLUS: very low in emissions
- 2) Meets Indoor Air Emissions criteria of: California Section 01350, CHPS, Indoor Advantage Gold™, FloorScore
- 3) LEED credits under 4.1
- 4) Wheelmark Certification Council Directive 96 / 98 / EC
- 5) Tested Product system with Loba coatings, with system guarantee
- 6) Meets criteria of Californian South Coast Air Quality Management District, rule 1168
- 7) Meets criteria of Bay Area Air Quality Management District






- zero VOC
- solvent free, water free
- high tensile strength
- can be used All-In-One adhesive
- very easy clean up
- good sound reduction properties







- superior inner strength (E-Modulus)
- can be used directly over WAKOL PU 280 Moisture Barrier or WAKOL MS 330 Moisture Barrier
- suitable for radiant heated floors

Properties

Base:	Modified Silane Polymer
VOC content:	0g/l, US regulatory
ASTM E 96-05:	Water Vapor Transmission (WVT) 0,293 g/m ² x h @ approx. 39 mils Permeance (perms) 0,99 @ approx. 39 mils
E-Modulus:	232 psi (1.6 N/mm ²) @ 25 % elongation
Sound reducing:	STC (ASTM E 90) up to 67 IIC (ASTM E 492) up to 73
Flash time:	none, no waiting time required
Working time:	approx. 40 minutes
Curing time:	light foot traffic after 6 to 8 hours Full traffic after 24 to 48 hours depending on room climate on job site
Cleaning agent:	WAKOL RT 5960 Cleaning Towels before adhesive is cured. Cured adhesive can be easily removed manually.
Shelf life:	18 months in unopened container at 70° F / 21° C, freeze thaw stable

Application and coverage⁸⁾

	Wakol Trowel smooth subfloor	Wakol Trowel rough subfloor	Generic alternative	Coverage
3/4" Solid wood strip, Finger parquet	WAKOL B3  1/8" by 1/8" by 1/8" V- notch	WAKOL B13  1/4" by 1/2" by 1/4" V-notch	1/4" by 1/4" by 7/16" V- notch	up to 70 sq. ft. / gal.
3/4" Solid wood plank	WAKOL B13  1/4" by 1/2" by 1/4" V-notch		1/4" by 1/4" by 7/16" V- notch	up to 50 sq. ft. / gal.
Engineered wood <1/2" thick	WAKOL B3  1/8" by 1/8" by 1/8" V- notch	WAKOL B5  3/16" by 1/2" by 1/4" V- notch	1/4" by 1/4" by 9/16" V-notch	up to 70 sq. ft. / gal.

	Wakol Trowel smooth subfloor	Wakol Trowel rough subfloor	Generic alternative	Coverage
Engineered wood >1/2" thick	WAKOL B5  3/16" by 1/2" by 1/4" V-notch		1/4" by 1/4" by 9/16" V-notch	up to 70 sq. ft. / gal.
WAKOL TS 102 Sound Dampening Mat	WAKOL B1  5/64" by 3/32" by 7/64" V-notch		3/32" by 3/32" by 3/32" V-Notch	up to 100 sq. ft. / gal.
WAKOL RP 104 Decoupling Sheet	WAKOL B5  3/16" by 1/2" by 1/4" V-notch		1/4" by 1/4" by 9/16" V-notch	up to 70 sq. ft. / gal.
Cork tile with natural cork backing	WAKOL A2  1/16" by 1/16" by 1/16" V-notch		1/16" by 1/16" by 1/16" V notch	up to 120 sq. ft. / gal.
1" End grain block, Floating cork planks with wood, MDF or natural cork backing	WAKOL B13  1/4" by 1/2" by 1/4" V-notch		1/4" by 1/4" by 7/16" V- notch	up to 50 sq. ft. / gal.
All-in-One System Wood Flooring with groove and tongue	WAKOL All in one blade  3/16" by 1/2" by 1/4" V-notch			up to 35 sq. ft. / gal.

8) Coverage is dependent on surface structure and absorbability of subfloor

Adhesive transfer to floor backing minimum 90%

Subfloors

All surfaces must meet the NWFA Guidelines, they must be permanently dry, smooth and level. They must be structurally sound, solid, well fastened, clean and free from dust, oil, grease, paint, wax, old adhesive. Remove any curing and parting compounds, surface hardeners and sealers which are known to interfere with the adhesive bond to concrete, as well as loosely bonded toppings, primers or any other substances that may prevent or reduce adhesion.

New concrete

New concrete floors must be constructed, finished and cured (minimum 30 - 60 days) in accordance with the American Concrete Institute (ACI) 302 "Guide for Concrete Floor and Slab Construction" (Class 2 or 4) with a minimum compressive strength of 3,500 psi (246 kg / cm²).

Before starting installations on concrete subfloors, moisture test must be conducted. Emission of moisture through the subfloor should not exceed 3 pounds / 1.000 sq. ft. / 24 hours (ASMT F 1869) or 75% RH (ASTM F 2170-02).

Alternatively WAKOL MS 260 Wood Flooring Adhesive, firm-flexible can also be used for the installation of wood flooring with T&G by utilizing WAKOL B5 All in one blade on moist concrete slabs up to 12 lbs. / 1000 sq. ft. / 24 hours (ASTM F 1869) or up to 90% rH (ASTM F 2170-02).

The installation of bamboo products over concrete requires two coats of WAKOL PU 280 Moisture Barrier regardless of the moisture content of the concrete.

Wood subfloors / underlayment

OSB, plywood, particle board and wooden planks which are approved from the manufacture as underlayment for wood floor installation. Confirm minimum total thickness of wood substrates required by flooring manufacturer.

Terrazzo and ceramic tiles

Existing terrazzo and ceramic tiles must have full adhesion to the subfloor. Remove all residues of maintenance products and other materials that may inhibit a good adhesion. Abrade subfloor with grid 40 or 60 grit sandpaper to ensure a mechanical bond.

Application

Jobsite conditions must meet NWFA Guidelines. Doors and windows must be installed and the HVAC running to simulate the living environment climate conditions at work site 60° F to 75° F / 15° C to 24° C, 40% to 65% relative humidity. Acclimate materials to acceptable job-site conditions.

If a primer is needed prior to the installation with WAKOL MS 260 Wood Flooring Adhesive, firm-flexible use WAKOL PU 280 Moisture Barrier or WAKOL MS 330 Moisture Barrier exclusively.

Adhesive can be used above grade, on grade and below grade. Do not use adhesive on subfloors with excessive moisture and hydrostatic pressure.

Important Information

Jobsite conditions must meet NWFA Guidelines. Doors and windows must be installed and the HVAC running to simulate the living environment climate conditions at work site: 60° F to

75° F / 15° C to 24° C, 40% to 65% relative humidity. Acclimatize materials during cold periods properly.

If a primer is needed prior to the installation with WAKOL MS 260 Wood Flooring Adhesive, firm-flexible use WAKOL PU 280 Moisture Barrier or WAKOL MS 330 Moisture Barrier exclusively.

Adhesive can be used above grade, on grade and below grade. Do not use adhesive on subfloors with excessive moisture and hydrostatic pressure.

Disclaimer

The responsibility of the suitability of the adhesive for each individual case cannot be assumed, as the manufacturer has no influence on the proper application of the adhesives by the installer and or contractor. The directions for use were established based on research, experience and tests believed reliable. Any liability on the part of the seller cannot be derived therefrom, verbal information is subject to written confirmation.

The latest version of this product data sheets can be found at www.loba-wakol.com.

This Technical Information of 09/14/2020 supersedes all previous versions.